




# TransRockies Challenge VII

August 10th - 16th, 2008

## Overall Results - Official

### 100+ Open Gender

#	Plate	Team	Team Members				Overall Time	
			Stage 1	Stage 2	Stage 3	Stage 4	Stage 5	Stage 6
<u>1</u>	702	This2ShallPass	DAVIDSON, Les	CAN / HUDEMA, Tim	CAN	<b>28:00:14</b>		
	1.	5:09:13.20	1. 7:57:19.28	1. 3:36:33.57	1. 6:29:17.24	2. 5:45:21.15	1. 06:59:49.2	
<u>2</u>	706	PB Inc.	LOUBSER, Pierre	RSA / CRONJE, Ben	RSA	<b>29:33:18</b>		
	4.	5:52:31.60	4. 8:24:11.62	4. 4:09:48.50	2. 6:36:41.68	1. 5:31:38.07	2. 07:22:38.6	
<u>3</u>	708	Team Alliance	BANDURA, Jeff	CAN / NAKANO, Bart	CAN	<b>31:11:30</b>		
	6.	6:06:04.90	5. 8:38:55.01	3. 4:04:48.26	3. 6:53:46.53	3. 6:10:40.52	3. 07:56:09.8	
<u>4</u>	703	Tough Lumber	PELLETIER, Gary	CAN / MCALLISTER, Dale	CAN	<b>31:43:19</b>		
	2.	5:29:12.60	2. 8:10:21.35	2. 4:02:48.26	6. 7:34:48.23	4. 6:33:42.68	4. 08:02:47.7	
<u>5</u>	714	Cliffhangers	MEAGHER, Mike	CAN / FROEHLER, Garry	CAN	<b>32:10:13</b>		
	3.	5:35:33.60	3. 8:18:25.62	6. 4:22:10.06	5. 7:14:55.60	5. 6:34:56.77	5. 08:22:37.1	
<u>6</u>	704	Recycled	COLLINS, Tom	CAN / LLOYD, Todd	CAN	<b>32:34:18</b>		
	5.	6:02:00.80	6. 9:20:42.78	5. 4:15:44.12	4. 7:07:57.60	6. 6:35:51.36	6. 08:32:44.2	
<u>7</u>	709	TBA Staples	STAPLES, Robert	CAN / GILLETTE, John	CAN	<b>36:09:29</b>		
	8.	6:43:38.60	7. 9:41:34.62	8. 4:56:55.56	7. 8:06:09.19	7. 7:18:23.49	7. 09:04:22.7	
<u>8</u>	705	Team In-Sport	NELSON, Dana	CAN / PLAMONDON, Richard	CAN	<b>36:32:50</b>		
	7.	6:37:33.10	8. 9:46:35.45	7. 4:54:52.33	8. 8:06:24.78	8. 7:21:56.90	8. 09:32:03.7	
<u>9</u>	707	Woodbury	WOODBURY, Richard	USA / WOODBURY, Laurie	USA	<b>51:40:15</b>		
	9.	9:00:00.00	9. 12:00:00.0	9. 9:00:00.00	9. 12:00:00.0	9. 9:10:15.62	9. 12:30:00.0	

Official results brought to you by  [www.findmespot.com](http://www.findmespot.com)



For more information, visit [www.transrockies.com](http://www.transrockies.com)

OFFICIAL TIMING AND RESULTS BY RACE MANAGEMENT TEAM

Posting Time: 8/15/2008 6:57:12 PM

Overall 1



# TransRockies Challenge VII

August 10th - 16th, 2008

## Overall Results - Official

### 80+ Men

#	Plate	Team	Team Members					Overall Time	
			Stage 1	Stage 2	Stage 3	Stage 4	Stage 5	Stage 6	Stage 7
<u>1</u>	460	Wobblenaught Precision Bike Fi	GOULD, Jon	USA / BUTTERFIELD, Ryon	USA	<b>22:41:47</b>			
	1.	3:57:44.90	3.	6:36:36.72	2.	2:52:21.28	3.	5:27:46.78	
					2.	4:32:01.53	1.	05:51:53.4	
<u>2</u>	456	Czechmasters	SPOLC, Milan	CZE / KOPKA, Jan	CZE	<b>23:08:44</b>			
	5.	4:19:41.60	4.	6:44:43.69	3.	2:54:37.30	1.	5:25:46.35	
					1.	4:27:44.60	3.	06:00:54.5	
<u>3</u>	471	Birkeland Bus Busters	REITEN, Oyvind Vaagla	NOR / BIRKELAND, Olav N	NOR	<b>23:23:12</b>			
	4.	4:05:58.00	1.	6:27:57.66	4.	3:04:14.10	2.	5:27:44.54	
					2.	4:46:13.87	2.	05:59:01.9	
<u>4</u>	403	Deadgoat Racing	CLARK, Geoff	CAN / DOYLE, Pat	CAN	<b>23:42:40</b>			
	2.	4:00:36.50	6.	7:28:24.44	1.	2:50:01.33	5.	5:46:49.74	
					4.	4:53:13.00	4.	06:11:59.7	
<u>5</u>	483	WORC Masters	SUTTON, Ian	IRL / COYNE, Paul	IRL	<b>25:30:54</b>			
	9.	4:43:02.10	20.	7:49:47.49	6.	3:15:50.05	7.	6:00:34.55	
					5.	5:01:12.85	10.	06:30:14.7	
<u>6</u>	420	ETX Systems / Ascent Cycle	KRUSHEL, Rob	CAN / WIKENHEISER, Greg	CAN	<b>26:02:38</b>			
	6.	4:32:36.30	26.	7:55:52.61	8.	3:18:07.25	8.	6:04:30.81	
					9.	5:14:58.22	16.	06:52:25.4	
<u>7</u>	457	Pedal-Kona	NEWITT, Paul	CAN / LACHANCE, Ray	CAN	<b>26:03:43</b>			
	14.	4:52:06.30	25.	7:52:20.33	7.	3:17:46.87	15.	6:15:13.93	
					8.	5:12:53.81	8.	06:25:42.5	
<u>8</u>	458	Justbike	BROWN, Gary	CAN / REED, Andy	GBR	<b>26:05:28</b>			
	3.	4:01:20.70	2.	6:35:14.60	58.	4:54:16.89	4.	5:46:47.57	
					6.	5:04:25.75	6.	06:18:37.3	
<u>9</u>	410	Steed Cycles	RAMSDEN, John	CAN / LINDEN, Trevor	CAN	<b>26:06:56</b>			
	7.	4:36:36.00	14.	7:45:12.35	5.	3:12:31.60	11.	6:09:42.99	
					13.	5:22:02.16	14.	06:46:03.5	

Official results brought to you by  [www.findmespot.com](http://www.findmespot.com)



For more information, visit [www.transrockies.com](http://www.transrockies.com)

OFFICIAL TIMING AND RESULTS BY RACE MANAGEMENT TEAM

Posting Time: 8/15/2008 6:57:13 PM

Overall 2




# TransRockies Challenge VII

August 10th - 16th, 2008

## Overall Results - Official

### 80+ Men

#	Plate	Team	Team Members					Overall Time				
			Stage 1	Stage 2	Stage 3	Stage 4	Stage 5	Stage 6	Stage 7			
<b>10</b>	<b>440</b>	<b>Fox Racing/Suters Auto</b>	JAMES, Dennis	CAN / SUTER, Les	CAN	<b>26:07:40</b>						
	10.	4:43:24.50	23.	7:50:22.67	9.	3:19:08.85	18.	6:22:06.12	7.	5:09:50.09	11.	06:33:11.0
<b>11</b>	<b>474</b>	<b>Brelades Vets</b>	MCGILLIVRAY, John	GBR / JAMES, Martin	GBR	<b>26:20:59</b>						
	12.	4:47:41.30	16.	7:45:36.14	12.	3:30:43.75	13.	6:14:53.90	11.	5:17:37.23	9.	06:30:03.5
<b>12</b>	<b>484</b>	<b>Maxim Power Corp</b>	MARINEAU, Dennis	CAN / SIGOUIN, Dan	CAN	<b>26:27:43</b>						
	13.	4:48:00.00	27.	7:57:40.37	10.	3:26:46.26	12.	6:11:53.98	10.	5:17:33.40	13.	06:43:29.4
<b>13</b>	<b>477</b>	<b>Attitude Matters</b>	THROWER, Shane	NZL / DAVIES, Paul	NZL	<b>27:03:28</b>						
	11.	4:47:41.20	5.	7:26:24.39	14.	3:34:34.07	16.	6:18:19.78	15.	5:28:13.99	17.	06:54:39.7
<b>14</b>	<b>432</b>	<b>Chrisx2</b>	LARSEN, Christian	USA / VEDDER, Christian	USA	<b>27:19:02</b>						
	22.	5:09:45.80	11.	7:41:43.20	17.	3:43:56.35	14.	6:15:12.89	12.	5:20:45.53	15.	06:49:22.1
<b>15</b>	<b>402</b>	<b>Cyclopaths</b>	HAWKINS, Alex	USA / ANDERSON, Dave	USA	<b>27:19:38</b>						
	8.	4:41:49.60	7.	7:30:59.52	11.	3:29:38.88	17.	6:18:54.05	17.	5:33:37.23	19.	07:15:38.5
<b>16</b>	<b>470</b>	<b>Nov</b>	SEGBERG, Torgeir	NOR / GRIMSMO, Nils Ingebrig	NOR	<b>27:20:40</b>						
	23.	5:09:46.70	35.	8:26:35.53	15.	3:40:57.73	6.	6:00:34.05	20.	5:48:12.46	12.	06:41:09.0
<b>17</b>	<b>451</b>	<b>Peñaveran Goka Bike II</b>	VALLEJO, Juan jose	ESP / DIEZ-RABAGO, Eduard	ESP	<b>27:39:51</b>						
	17.	4:58:07.60	19.	7:49:11.49	34.	4:16:05.26	21.	6:32:07.10	14.	5:23:34.33	8.	06:29:57.3
<b>18</b>	<b>441</b>	<b>Copper Boys</b>	LOMBAERTS, Axel	BEL / VANOVERBEKE, Gert	BEL	<b>27:40:19</b>						
	20.	5:06:23.60	18.	7:48:36.41	13.	3:31:01.96	20.	6:28:03.23	16.	5:31:35.69	18.	07:03:14.8

Official results brought to you by  [www.findmespot.com](http://www.findmespot.com)



For more information, visit [www.transrockies.com](http://www.transrockies.com)

OFFICIAL TIMING AND RESULTS BY RACE MANAGEMENT TEAM

Posting Time: 8/15/2008 6:57:13 PM

Overall



# TransRockies Challenge VII

August 10th - 16th, 2008

## Overall Results - Official

### 80+ Men

#	Plate	Team	Team Members					Overall Time	
			Stage 1	Stage 2	Stage 3	Stage 4	Stage 5	Stage 6	Stage 7
<u>19</u>	416	On the Edge by MWT Custom K	THOUROT, Matt 18. 5:00:22.60	21. 7:50:08.10	32. 4:13:48.43	USA / CLARK, Steve 9. 6:06:09.30	USA 27. 6:01:19.16	27:41:40	6. 06:20:00.8
<u>20</u>	447	Dos Machos Sasquatchos	BEHREND, Matthias 16. 4:57:59.80	28. 7:59:29.51	33. 4:15:29.52	GER / FLETCHER, Morgan 10. 6:07:11.14	USA 22. 5:53:16.51	29:02:22	28. 07:48:25.9
<u>21</u>	476	Pork Products	HAYES, Mike 33. 5:45:57.20	31. 8:13:25.18	19. 3:47:15.94	CAN / MIELE, John 19. 6:26:30.18	CAN 18. 5:43:58.41	29:02:45	20. 07:19:03.4
<u>22</u>	488	Mud Sweat and Gears	MEEUWISSE, Glenn 15. 4:56:58.10	39. 8:40:59.02	40. 4:26:44.51	CAN / ARIANO, Dave 23. 6:32:11.70	CAN 19. 5:48:08.65	29:07:23	23. 07:23:20.9
<u>23</u>	435	Trans Fats	WALLACE, Trevor 19. 5:02:57.10	8. 7:34:20.67	20. 3:47:50.20	CAN / DUNN, Tim 33. 6:57:42.30	CAN 31. 6:04:49.34	29:18:45	24. 07:25:26.7
<u>24</u>	438	Tatra Team	MICHALAK, Slawomir 29. 5:32:31.20	32. 8:15:14.70	29. 4:07:04.00	POL / PETR, Roman 25. 6:34:48.23	SVK 30. 6:03:59.23	29:55:20	26. 07:36:58.0
<u>25</u>	430	Flatlanders	BOURASSA, Wade 21. 5:08:20.90	15. 7:45:28.24	30. 4:08:23.23	CAN / ROSS, Brian 22. 6:32:08.04	CAN 21. 5:52:31.85	29:57:18	35. 08:15:54.1
<u>26</u>	449	Farang Bin	PENDRY, Glen 24. 5:13:16.80	29. 8:01:01.48	16. 3:42:04.34	GBR / WAGNER, Oliver 27. 6:36:28.58	GER 23. 5:54:07.64	29:58:21	40. 08:32:24.3
<u>27</u>	426	KHS Canada	JAMES, Stuart 31. 5:34:42.10	24. 7:51:24.23	28. 4:04:59.68	CAN / PORTER, Terry 32. 6:50:36.56	CAN 33. 6:07:22.30	29:59:14	22. 07:21:33.8

Official results brought to you by  [www.findmespot.com](http://www.findmespot.com)



For more information, visit [www.transrockies.com](http://www.transrockies.com)

OFFICIAL TIMING AND RESULTS BY RACE MANAGEMENT TEAM

Posting Time: 8/15/2008 6:57:13 PM

Overall



# TransRockies Challenge VII

August 10th - 16th, 2008

## Overall Results - Official

### 80+ Men

#	Plate	Team	Team Members					Overall Time				
			Stage 1	Stage 2	Stage 3	Stage 4	Stage 5	Stage 6	Stage 7			
<b>28</b>	<b>482</b>	<b>Chantry Fats</b>			KERSTING, Chris	NZL / MILLER, Laurie	NZL	<b>30:04:59</b>				
	25.	5:17:50.90	10.	7:40:33.99	26.	4:02:14.65	29.	6:50:14.41	29.	6:01:24.25	30.	07:53:15.0
<b>29</b>	<b>425</b>	<b>Google PAA</b>			MASCOTT, Mike	USA / VERT, Mike	USA	<b>30:05:16</b>				
	26.	5:17:54.40	45.	8:57:54.95	27.	4:02:27.21	30.	6:50:16.62	28.	6:01:23.42	29.	07:53:14.6
<b>30</b>	<b>401</b>	<b>Team ARNavSupplies/Boo Coo</b>			DALTON, Craig	USA / MANNING, Mark	GBR	<b>30:07:58</b>				
	28.	5:22:00.20	9.	7:34:34.56	18.	3:45:30.65	24.	6:34:22.43	26.	5:59:48.59	38.	08:26:16.7
<b>31</b>	<b>421</b>	<b>Full Stellite</b>			BEURSKENS, Joep	CAN / WILLIAMS, Trevor	CAN	<b>30:27:13</b>				
	36.	5:49:25.40	22.	7:50:18.63	22.	3:54:45.66	31.	6:50:35.39	24.	5:54:28.84	31.	07:57:58.5
<b>32</b>	<b>454</b>	<b>Chainsmoke</b>			LEENE, Eric	CAN / WALKER, Randy	CAN	<b>30:27:14</b>				
	38.	5:57:05.90	36.	8:27:03.19	47.	4:37:00.73	26.	6:36:03.43	25.	5:56:05.26	21.	07:20:59.6
<b>33</b>	<b>459</b>	<b>TCP Velmar-Transcarpatia.pl</b>			CZAPSKI, Piotr	POL / KOZIK, William	POL	<b>30:43:47</b>				
	35.	5:47:44.00	30.	8:08:13.32	35.	4:16:51.46	28.	6:48:08.02	34.	6:07:53.32	27.	07:43:10.2
<b>34</b>	<b>489</b>	<b>G-Men</b>			GORGICHUK, Glen	CAN / GORGICHUK, Dan	CAN	<b>30:47:20</b>				
	32.	5:42:42.20	12.	7:44:35.02	24.	3:57:02.72	34.	7:01:11.14	32.	6:04:58.05	32.	08:01:26.3
<b>35</b>	<b>415</b>	<b>Coch.riders</b>			HOOK, Terry	CAN / PAUL, Andrew	CAN	<b>30:51:25</b>				
	27.	5:18:36.30	13.	7:44:40.89	21.	3:49:23.24	36.	7:12:34.65	37.	6:20:00.29	34.	08:10:51.2
<b>36</b>	<b>439</b>	<b>Hydro Fietsers</b>			HETTINGA, Frans	NED / WHITTER, Jeff	CAN	<b>30:51:50</b>				
	34.	5:47:43.80	17.	7:48:14.37	25.	3:59:37.83	37.	7:12:37.62	35.	6:16:11.13	25.	07:35:39.7

Official results brought to you by  [www.findmespot.com](http://www.findmespot.com)



For more information, visit [www.transrockies.com](http://www.transrockies.com)

OFFICIAL TIMING AND RESULTS BY RACE MANAGEMENT TEAM

Posting Time: 8/15/2008 6:57:13 PM

Overall

5



# TransRockies Challenge VII

August 10th - 16th, 2008

## Overall Results - Official

### 80+ Men

#	Plate	Team	Team Members					Overall Time				
			Stage 1	Stage 2	Stage 3	Stage 4	Stage 5	Stage 6	Stage 7			
<u>37</u>	450	Team Diamondex	ELEITER, Dave	CAN / ELEITER, Glenn					<b>32:13:44</b>			
	30.	5:33:40.60	33.	8:19:57.70	23.	3:55:03.26	40.	7:29:23.62	36.	6:19:55.36	46.	08:55:42.0
<u>38</u>	446	Schat's Bakery Boys	SCHAT, Zachary	USA / PETERSON, Timothy	USA					<b>32:18:07</b>		
	37.	5:53:55.40	34.	8:21:42.13	42.	4:33:02.24	35.	7:10:54.79	39.	6:34:31.05	33.	08:05:43.6
<u>39</u>	472	Team Billbo	JONES, Bill	GBR / HOOD, Graham	GBR					<b>32:43:01</b>		
	43.	6:11:12.50	38.	8:39:13.63	39.	4:23:14.90	38.	7:14:23.18	38.	6:29:34.44	37.	08:24:36.6
<u>40</u>	411	Team TyreLess	YIP, Christopher	CAN / MILLER, Brian	CAN					<b>33:02:32</b>		
	46.	6:19:38.30	46.	9:01:15.77	36.	4:17:07.20	39.	7:26:34.27	40.	6:37:41.78	36.	08:21:30.9
<u>41</u>	452	B2 East	ETIENNE, Dean	CAN / KAASTRUP, Fleming	CAN					<b>33:43:50</b>		
	49.	6:27:34.30	47.	9:04:02.77	31.	4:09:46.08	48.	7:51:49.13	43.	6:47:10.94	39.	08:27:29.7
<u>42</u>	478	JD SQRD	DAVID, John	CAN / ASHWORTH, Tom	CAN					<b>33:50:13</b>		
	47.	6:24:44.10	40.	8:43:37.74	38.	4:22:53.31	43.	7:39:14.57	42.	6:44:05.92	43.	08:39:15.9
<u>43</u>	409	Rogue Riders	MAYER, Joachim (Joel)	CAN / MUENZER, Kai	GER					<b>34:00:27</b>		
	44.	6:15:43.90	57.	9:24:40.32	45.	4:34:52.01	41.	7:36:07.79	45.	6:53:43.48	44.	08:40:00.0
<u>44</u>	453	Blesst Beyond	DE JONGH, Eugene	RSA / RINGELMANN, Leon	RSA					<b>34:16:42</b>		
	55.	6:36:32.20	54.	9:13:04.52	37.	4:17:32.11	50.	7:52:34.88	44.	6:47:56.64	45.	08:42:06.9
<u>45</u>	443	Beachbikers 2	CLAEYS, Yves	BEL / EECKHOUT, Martin	BEN					<b>34:42:04</b>		
	59.	6:45:43.90	50.	9:08:37.00	54.	4:48:45.87	46.	7:51:35.37	41.	6:43:31.65	41.	08:32:27.9

Official results brought to you by  [www.findmespot.com](http://www.findmespot.com)



For more information, visit [www.transrockies.com](http://www.transrockies.com)

OFFICIAL TIMING AND RESULTS BY RACE MANAGEMENT TEAM

Posting Time: 8/15/2008 6:57:13 PM

Overall



# TransRockies Challenge VII

August 10th - 16th, 2008

## Overall Results - Official

### 80+ Men

#	Plate	Team	Team Members				Overall Time	
			Stage 1	Stage 2	Stage 3	Stage 4	Stage 5	Stage 6
<b>46</b>	<b>431</b>	<b>HealthSmith XC</b>			PARKER, Simon	AUS / OCANA, Anthony	CAN	<b>35:01:00</b>
			50. 6:28:26.60	48. 9:04:27.44	48. 4:39:32.04	45. 7:50:32.75	46. 6:59:46.15	51. 09:02:42.6
<b>47</b>	<b>455</b>	<b>SMS Equipment</b>			KING, George	CAN / KORAN, Doug	CAN	<b>35:03:30</b>
			58. 6:44:26.60	44. 8:55:32.15	53. 4:45:50.92	47. 7:51:45.37	49. 7:08:43.27	42. 08:32:44.2
<b>48</b>	<b>404</b>	<b>Fight Club</b>			HORAK, Martin	CAN / BENNETT, William	CAN	<b>35:18:16</b>
			40. 6:06:50.40	49. 9:08:25.84	41. 4:31:07.73	55. 8:07:07.83	59. 7:34:59.33	47. 08:58:10.9
<b>49</b>	<b>445</b>	<b>Les Belles Années</b>			ROY, Martin	CAN / BUJOLD, Yvan	CAN	<b>35:38:29</b>
			53. 6:32:28.60	41. 8:49:55.05	43. 4:33:03.89	44. 7:42:38.51	53. 7:11:36.21	60. 09:38:42.4
<b>50</b>	<b>414</b>	<b>Easy Riders</b>			DEERY, Kevin	IRL / PHILSON, Chris	IRL	<b>35:47:11</b>
			61. 6:51:21.40	52. 9:10:17.05	49. 4:40:51.02	54. 8:06:23.84	50. 7:08:50.50	49. 08:59:45.1
<b>51</b>	<b>408</b>	<b>Fit Like</b>			ALLEN, Russell	GBR / LAWSON, Keith	IOT	<b>35:52:42</b>
			42. 6:11:00.70	55. 9:18:35.40	56. 4:52:11.88	52. 8:02:41.47	57. 7:24:06.24	58. 09:22:42.5
<b>52</b>	<b>423</b>	<b>Chest Nutz</b>			SMITH, Craig	CAN / AITKEN, Steven	CAN	<b>36:01:14</b>
			54. 6:34:27.80	53. 9:10:50.08	44. 4:34:22.89	53. 8:02:48.77	58. 7:30:53.91	55. 09:18:41.6
<b>53</b>	<b>417</b>	<b>Crash Test Dummies</b>			BOYER, Morris	CAN / BRETT, Kelly	CAN	<b>36:11:11</b>
			39. 5:59:11.40	37. 8:37:57.67	55. 4:49:14.20	57. 8:15:00.66	52. 7:09:07.09	62. 09:58:38.0
<b>54</b>	<b>413</b>	<b>Oakville Wheelmen</b>			HARRISON, Andrew	CAN / MONETTE, John	CAN	<b>36:13:25</b>
			51. 6:29:59.10	60. 9:43:29.42	61. 5:11:28.12	56. 8:13:22.04	56. 7:18:47.69	50. 08:59:48.8

Official results brought to you by  [www.findmespot.com](http://www.findmespot.com)



For more information, visit [www.transrockies.com](http://www.transrockies.com)

OFFICIAL TIMING AND RESULTS BY RACE MANAGEMENT TEAM

Posting Time: 8/15/2008 6:57:13 PM

Overall

7




# TransRockies Challenge VII

August 10th - 16th, 2008

## Overall Results - Official

### 80+ Men

#	Plate	Team	Team Members				Overall Time					
			Stage 1	Stage 2	Stage 3	Stage 4	Stage 5	Stage 6	Stage 7			
<b>55</b>	<b>473</b>	<b>Bow Cycle</b>			RACHAR, Stan	CAN / HOLTE, Lorie	CAN	<b>36:23:26</b>				
	60.	6 :49:46.30	59.	9 :39:05.48	60.	5 :06:44.90	49.	7 :52:32.98	54.	7 :12:06.12	56.	09:22:16.1
<b>56</b>	<b>437</b>	<b>Fire and Lightning</b>			DARLING, Bill	CAN / DARLING, Scott	CAN	<b>36:23:28</b>				
	41.	6 :09:40.20	51.	9 :10:05.21	59.	4 :58:57.73	58.	8 :15:43.57	60.	7 :44:36.76	54.	09:14:30.2
<b>57</b>	<b>406</b>	<b>Team G2</b>			BEAUDET, Marc	CAN / PRENEVOST, Grant	CAN	<b>36:32:39</b>				
	63.	8 :00:00.00	43.	8 :54:18.71	51.	4 :45:06.08	42.	7 :38:42.77	51.	7 :09:07.08	48.	08:59:43.7
<b>58</b>	<b>444</b>	<b>After Hours</b>			SOBIESKI, Marek	POL / PODWORNY, Jacek	POL	<b>36:33:26</b>				
	48.	6 :27:14.80	62.	11:00:00.0	62.	5 :23:22.24	61.	8 :32:38.90	48.	7 :04:46.33	52.	09:05:24.1
<b>59</b>	<b>480</b>	<b>Hipsz &amp; Howell</b>			HOWELL, Steve	CAN / HIPSZ, Tom	CAN	<b>37:15:46</b>				
	62.	6 :55:12.00	66.	12:00:00.0	63.	5 :33:40.16	51.	7 :55:54.98	55.	7 :12:26.80	59.	09:38:32.4
<b>60</b>	<b>407</b>	<b>Team SiBill (The "Farty Owls")</b>			MCALLISTER, Simon	GBR / NEAVE, Bill	GBR	<b>37:31:51</b>				
	45.	6 :15:47.70	42.	8 :53:00.91	46.	4 :35:15.50	62.	8 :37:16.39	64.	8 :40:50.09	57.	09:22:42.2
<b>61</b>	<b>412</b>	<b>Afripex Tygirs</b>			HOUGH, Simon	RSA / THORNHILL-FISHER, J	RSA	<b>38:49:07</b>				
	63.	8 :00:00.00	62.	11:00:00.0	64.	5 :33:46.08	65.	9 :07:20.58	47.	7 :01:31.30	53.	09:06:29.1
<b>62</b>	<b>434</b>	<b>VangBang</b>			VANG, Christian	DEN / RADENOVIC, Jakov	CRO	<b>38:49:52</b>				
	63.	8 :00:00.00	58.	9 :29:23.21	50.	4 :43:38.79	59.	8 :24:50.39	61.	7 :49:21.23	61.	09:52:02.4
<b>63</b>	<b>419</b>	<b>Fifteen Toes!!</b>			SCARRATT, Jezz	GBR / CRANE, Andy	GBR	<b>38:57:44</b>				
	56.	6 :37:36.00	56.	9 :22:08.90	57.	4 :53:33.20	64.	8 :59:34.03	63.	8 :28:15.29	63.	09:58:45.5

Official results brought to you by  [www.findmespot.com](http://www.findmespot.com)



For more information, visit [www.transrockies.com](http://www.transrockies.com)

OFFICIAL TIMING AND RESULTS BY RACE MANAGEMENT TEAM

Posting Time: 8/15/2008 6:57:13 PM

Overall




# TransRockies Challenge VII

August 10th - 16th, 2008

## Overall Results - Official

### 80+ Men

#	Plate	Team	Team Members				Overall Time					
			Stage 1	Stage 2	Stage 3	Stage 4	Stage 5	Stage 6	Stage 7			
<b>64</b>	<b>485</b>	<b>The Bruised Brothers</b>	SCHNEIDER, Dave				<b>39:42:48</b>					
	57.	6:37:45.60	61.	9:44:14.68	52.	4:45:50.05	60.	8:31:02.09	62.	8:18:10.67	65.	11:30:00.0
<b>65</b>	<b>418</b>	<b>Baka Gaijin</b>	JONES, Paul				<b>40:04:54</b>					
	52.	6:31:00.40	62.	11:00:00.0	65.	5:36:44.33	63.	8:50:36.96	65.	8:49:00.71	64.	10:17:31.9
<b>66</b>	<b>427</b>	<b>Team Defib</b>	GODMAN, Paul				<b>45:02:11</b>					
	63.	8:00:00.00	62.	11:00:00.0	66.	6:25:06.91	66.	9:38:38.68	67.	9:28:25.94	65.	11:30:00.0
<b>67</b>	<b>424</b>	<b>War Eagle</b>	PERRY, William				<b>49:37:27</b>					
	67.	9:00:00.00	66.	12:00:00.0	67.	6:46:40.17	67.	12:00:00.0	66.	9:20:46.86	67.	12:30:00.0

Official results brought to you by  [www.findmespot.com](http://www.findmespot.com)



For more information, visit [www.transrockies.com](http://www.transrockies.com)

OFFICIAL TIMING AND RESULTS BY RACE MANAGEMENT TEAM

Posting Time: 8/15/2008 6:57:14 PM

Overall




# TransRockies Challenge VII

August 10th - 16th, 2008

## Overall Results - Official

### 80+ Mixed

#	Plate	Team	Team Members					Overall Time	
			Stage 1	Stage 2	Stage 3	Stage 4	Stage 5	Stage 6	Stage 7
<u>1</u>	603	Slow Mo and the Sherpa	HANDFORD, Moira-Ann	CAN /	HANDFORD, Andrew	CAN	<b>27:17:16</b>		
			1. 5:00:30.70	3. 7:58:16.62	1. 3:30:09.06	1. 6:07:38.80	1. 5:33:58.07	1. 07:04:59.6	
<u>2</u>	602	Duo Gazelle	BOUCHARD, Christiane	CAN /	PAYMENT, Marc	CAN	<b>29:52:41</b>		
			2. 5:32:19.40	1. 7:48:57.03	2. 3:55:05.62	3. 6:57:51.45	2. 5:57:19.79	3. 07:30:04.8	
<u>3</u>	606	KB Racing	BUCKMAN, Kirk	USA /	CARROLL, Cindy	USA	<b>30:00:39</b>		
			3. 5:52:44.90	2. 7:54:52.66	3. 4:10:32.67	2. 6:39:18.97	3. 5:57:22.75	2. 07:20:40.5	
<u>4</u>	607	Breathe Easy 1	COUELLE-STERLING,	CAN /	SHAYNE, Soetaert	CAN	<b>36:50:19</b>		
			5. 6:41:18.00	4. 9:10:47.80	4. 4:55:25.70	4. 8:10:22.48	5. 7:27:18.67	4. 09:35:54.9	
<u>5</u>	612	Astoria De'd Dogs	ANDREW, George	CAN /	KOZACIKOVA, Janka	SVK	<b>40:12:14</b>		
			4. 6:19:29.20	5. 9:20:43.63	5. 5:10:23.74	5. 9:00:54.95	6. 8:11:26.42	6. 11:30:00.0	
<u>6</u>	601	Fernie or Bust	ULLRICH, Gerd	GER /	REDEPENNING, Gisind	GER	<b>45:07:19</b>		
			6. 8:00:00.00	6. 11:00:00.00	6. 7:39:11.27	6. 12:00:00.00	4. 7:24:03.94	5. 10:04:04.2	

Official results brought to you by  [www.findmespot.com](http://www.findmespot.com)



For more information, visit [www.transrockies.com](http://www.transrockies.com)

OFFICIAL TIMING AND RESULTS BY RACE MANAGEMENT TEAM

Posting Time: 8/15/2008 6:57:14 PM

Overall 10



# TransRockies Challenge VII

August 10th - 16th, 2008

## Overall Results - Official

### Open Men

#	Plate	Team	Team Members					Overall Time	
			Stage 1	Stage 2	Stage 3	Stage 4	Stage 5	Stage 6	Stage 7
<u>1</u>	85	Olympia	1. 3:09:44.00	4. 6:01:00.84	DEHO, Marzio 1. 2:20:40.14	ITA / CATTANEO, Johnny 1. 4:36:12.63	ITA 5. 4:11:00.52	<b>18:59:46</b>	1. 04:42:09.5
<u>2</u>	88	Kris & Max	2. 3:15:38.10	12. 7:01:22.34	SNEDDON, Kris 2. 2:21:16.99	CAN / PLAXTON, Max 3. 4:49:18.60	CAN 1. 4:01:17.83	<b>19:27:09</b>	4. 04:59:37.8
<u>3</u>	92	Rocky Mountain - Milliken Devel	3. 3:21:40.50	11. 7:01:22.01	WIDMER, Stefan 3. 2:24:03.17	CAN / LAZARSKI, Marty 2. 4:43:39.46	CAN 3. 4:07:19.81	<b>19:33:00</b>	3. 04:56:18.0
<u>4</u>	91	Rocky Mountain Bicycles Pro 1	4. 3:22:32.30	13. 7:01:23.14	HESTLER, Andreas 4. 2:29:17.21	CAN / SHEPPARD, Chris 4. 4:54:16.98	CAN 2. 4:05:08.32	<b>19:45:40</b>	2. 04:54:26.0
<u>5</u>	89	Opus	6. 3:31:13.70	14. 7:16:59.13	COOKE, Brian 10. 2:38:38.05	CAN / GAFFNEY, Steve 5. 4:57:18.72	CAN 7. 4:14:55.62	<b>20:36:46</b>	8. 05:14:40.5
<u>6</u>	94	Scott USA/ Tamarack	5. 3:27:00.60	8. 6:35:07.23	HICKERSON, Keith 5. 2:32:30.27	USA / PLEWS, Evan 6. 4:57:19.22	USA 8. 4:15:08.45	<b>20:42:29</b>	11. 05:30:31.3
<u>7</u>	28	SoBe Cannondale	7. 3:33:44.50	1. 5:50:37.85	JAKOMAIT, Jesse 6. 2:34:44.88	CAN / GARRIGAN, Mike 7. 5:06:52.13	CAN 11. 4:22:18.73	<b>20:50:12</b>	7. 05:12:31.8
<u>8</u>	84	Xprezo.ca	8. 3:36:27.20	2. 5:53:19.24	HADLEY, Matthew 8. 2:35:42.17	CAN / BUSSIERES, Frederic 9. 5:20:28.76	CAN 6. 4:14:35.39	<b>21:11:00</b>	10. 05:23:46.9
<u>9</u>	64	Team Trek Store	12. 3:56:20.60	3. 5:59:29.39	JETTE, Cameron 9. 2:36:03.35	CAN / GLASSFORD, Peter 16. 5:43:00.91	CAN 4. 4:08:00.81	<b>21:30:56</b>	5. 05:07:31.3

Official results brought to you by  www.findmespot.com



For more information, visit [www.transrockies.com](http://www.transrockies.com)

OFFICIAL TIMING AND RESULTS BY RACE MANAGEMENT TEAM

Posting Time: 8/15/2008 6:57:14 PM

Overall 11



# TransRockies Challenge VII

August 10th - 16th, 2008

## Overall Results - Official

### Open Men

#	Plate	Team	Team Members					Overall Time	
			Stage 1	Stage 2	Stage 3	Stage 4	Stage 5	Stage 6	Stage 7
<b>10</b>	<b>17</b>	<b>Kimberley Lodging Co. / Kooten</b>	WILLIAMS, Trev	CAN / COOPER, Charlie	CAN	<b>21:34:38</b>			
			11. 3:52:36.70	10. 7:00:13.18	13. 2:43:37.01	8. 5:14:59.30	10. 4:19:44.71	9. 05:23:40.5	
<b>11</b>	<b>78</b>	<b>SoBe-Cannondale</b>	THOMPSON, Ben	USA / WILLIAMS, James	USA	<b>21:37:52</b>			
			14. 4:02:14.90	5. 6:13:20.99	7. 2:35:14.66	12. 5:30:38.36	9. 4:18:43.55	6. 05:11:01.2	
<b>12</b>	<b>51</b>	<b>Deadgoat Racing</b>	BAKKE, Erik	CAN / STAPPLER, Craig	CAN	<b>21:57:19</b>			
			10. 3:46:01.90	7. 6:23:38.37	11. 2:41:40.82	11. 5:30:37.29	12. 4:23:44.08	12. 05:35:15.5	
<b>13</b>	<b>106</b>	<b>Icebreaker NZ</b>	WILLIAMS, Simon	NZL / WILLIAMS, Mark	NZL	<b>22:18:24</b>			
			9. 3:39:26.40	16. 7:24:19.35	12. 2:42:45.16	10. 5:27:20.92	13. 4:30:51.66	17. 05:58:00.0	
<b>14</b>	<b>72</b>	<b>Rocinante</b>	BOON, Niels	NED / CASSAN, Todd	USA	<b>23:07:18</b>			
			13. 4:00:04.00	9. 6:54:37.61	16. 2:55:43.17	15. 5:36:15.32	15. 4:38:33.14	16. 05:56:42.8	
<b>15</b>	<b>30</b>	<b>Team WORC</b>	RYAN, Evan	IRL / GILL, David	IRL	<b>23:12:57</b>			
			19. 4:19:24.40	15. 7:19:27.97	15. 2:54:38.39	14. 5:34:36.19	14. 4:35:29.42	13. 05:48:48.9	
<b>16</b>	<b>15</b>	<b>Ridin' Dirty</b>	SIMSON, Drew	CAN / DRAPER, Ryan	CAN	<b>23:24:13</b>			
			15. 4:03:00.70	6. 6:16:00.16	14. 2:49:06.18	13. 5:30:40.73	17. 4:53:08.27	18. 06:08:17.1	
<b>17</b>	<b>74</b>	<b>Goka Bikes 1</b>	SECO, Sergio	ESP / DIEZ-RABAGO, Manuel	ESP	<b>24:05:09</b>			
			16. 4:08:52.50	32. 7:49:09.36	19. 3:05:11.60	17. 5:45:35.51	21. 5:14:09.41	15. 05:51:20.5	
<b>18</b>	<b>75</b>	<b>Goka Bikes 3</b>	PELAEZ, Alberto	ESP / MOYA, Ricardo	SHN	<b>24:21:47</b>			
			17. 4:08:53.20	33. 7:49:09.92	17. 3:01:58.10	29. 6:18:51.87	18. 5:00:44.28	14. 05:51:19.9	

Official results brought to you by  [www.findmespot.com](http://www.findmespot.com)



For more information, visit [www.transrockies.com](http://www.transrockies.com)

OFFICIAL TIMING AND RESULTS BY RACE MANAGEMENT TEAM

Posting Time: 8/15/2008 6:57:14 PM

**Overall**

12




# TransRockies Challenge VII

August 10th - 16th, 2008

## Overall Results - Official

### Open Men

#	Plate	Team	Team Members				Overall Time	
			Stage 1	Stage 2	Stage 3	Stage 4	Stage 5	Stage 6
<u>19</u>	112	Illy Pie	BARTLEY, Simon	CAN / AULD, Ian	CAN	<b>24:52:53</b>		
	20.	4 :24:44.00	69. 8 :39:25.64	20. 3 :06:51.00	20. 5 :54:48.48	19. 5 :03:04.69	21. 06:23:25.3	
<u>20</u>	7	BicycleCafe.cz	RICHTR, Pavel	CZE / JIROUS, Vilem	CZE	<b>24:57:14</b>		
	23.	4 :39:47.80	21. 7 :42:22.58	21. 3 :10:41.78	19. 5 :51:53.25	20. 5 :03:06.78	19. 06:11:44.8	
<u>21</u>	8	Salty Nuts	CESSNA, Andy	USA / BOYNTON, Jason	USA	<b>25:30:04</b>		
	21.	4 :33:00.30	52. 8 :09:28.37	50. 3 :58:20.89	18. 5 :45:49.87	16. 4 :52:48.84	20. 06:20:04.6	
<u>22</u>	61	Team UK	SCOTT, Adrian	GBR / RUMBLES, Gavin	GBR	<b>25:30:17</b>		
	22.	4 :35:02.70	49. 8 :03:30.58	18. 3 :03:10.56	24. 6 :04:33.17	27. 5 :24:03.87	22. 06:23:27.4	
<u>23</u>	53	Hippy Loggers	ROSETTE, Andrew	USA / VANHULLE, Justin	USA	<b>25:57:02</b>		
	25.	4 :45:39.40	45. 7 :57:20.89	23. 3 :15:30.63	20. 5 :54:48.48	28. 5 :25:10.61	23. 06:35:53.0	
<u>24</u>	102	TRANSCARPATIA.PL Jedna se	PACHULSKI, Leszek	POL / CIARKOWSKI, Szymon	POL	<b>26:15:18</b>		
	33.	4 :54:54.20	34. 7 :49:16.34	29. 3 :19:45.63	22. 6 :04:25.83	22. 5 :16:29.70	25. 06:39:43.0	
<u>25</u>	6	FYS Racing Team	MCFARLANE, Joe	CAN / BREWIN, Dave	CAN	<b>26:33:59</b>		
	30.	4 :49:20.40	19. 7 :41:40.77	28. 3 :19:39.76	26. 6 :16:14.81	23. 5 :20:46.31	26. 06:47:58.1	
<u>26</u>	38	Team Chuck Norris	BEDFORD, Nick	NZL / WESTFIELD, Barryn	NZL	<b>26:40:03</b>		
	26.	4 :45:50.70	18. 7 :39:09.40	34. 3 :29:33.14	23. 6 :04:31.61	24. 5 :21:29.49	31. 06:58:38.1	
<u>27</u>	104	Team Poser Sports	VAN ZYL, Shaun	RSA / LA COCK, Reyno	RSA	<b>26:44:20</b>		
	24.	4 :43:25.40	22. 7 :43:34.22	32. 3 :24:28.37	28. 6 :17:39.20	26. 5 :23:33.49	28. 06:55:13.7	

Official results brought to you by  [www.findmespot.com](http://www.findmespot.com)



For more information, visit [www.transrockies.com](http://www.transrockies.com)

OFFICIAL TIMING AND RESULTS BY RACE MANAGEMENT TEAM

Posting Time: 8/15/2008 6:57:14 PM

Overall

13




# TransRockies Challenge VII

August 10th - 16th, 2008

## Overall Results - Official

### Open Men

#	Plate	Team	Team Members				Overall Time					
			Stage 1	Stage 2	Stage 3	Stage 4	Stage 5	Stage 6	Stage 7			
<b>28</b>	<b>67</b>	<b>Bicycling/Specialized</b>	MATTHEWS, Chris	CAN / CUSHIONBURY, Mike	USA	<b>26:54:42</b>						
	18.	4:13:28.60	48.	8:03:10.67	24.	3:15:43.27	42.	6:45:37.42	33.	5:30:07.97	34.	07:09:45.6
<b>29</b>	<b>25</b>	<b>Québikers</b>	BERGERON, Sébastien	CAN / MARSOLAIS, David	CAN	<b>27:05:41</b>						
	29.	4:48:40.20	24.	7:43:56.95	26.	3:18:51.40	36.	6:39:24.80	30.	5:27:28.27	27.	06:51:16.8
<b>30</b>	<b>103</b>	<b>Team Thompson</b>	HOLLAND, Edward	CAN / HOLLAND, John	CAN	<b>27:07:40</b>						
	32.	4:52:58.10	23.	7:43:48.52	30.	3:23:33.30	31.	6:26:20.80	39.	5:45:35.21	24.	06:39:12.9
<b>31</b>	<b>45</b>	<b>Harvard University</b>	KENTY, George	USA / BERKOBEN, Keith	USA	<b>27:50:10</b>						
	28.	4:48:25.60	29.	7:47:47.08	39.	3:40:07.91	27.	6:16:19.87	36.	5:39:36.18	41.	07:25:40.5
<b>32</b>	<b>93</b>	<b>Sensationel</b>	GUERTIN, Jean-Francoi	CAN / JOINER, Glenn	CAN	<b>27:50:29</b>						
	27.	4:47:16.90	36.	7:49:50.05	40.	3:42:33.27	32.	6:27:42.52	35.	5:38:43.03	38.	07:14:13.8
<b>33</b>	<b>10</b>	<b>Go North</b>	CROUCH, Blake	GBR / JONES, Graham	GBR	<b>27:59:58</b>						
	39.	5:12:19.70	25.	7:44:52.31	22.	3:15:21.59	35.	6:39:16.85	38.	5:44:49.50	32.	07:08:11.3
<b>34</b>	<b>113</b>	<b>Team Justice</b>	SMITH, Cory	CAN / WESELAKE, Nathen	CAN	<b>28:00:55</b>						
	56.	5:47:11.30	50.	8:07:34.48	37.	3:36:28.25	25.	6:10:59.66	32.	5:29:22.32	29.	06:56:53.9
<b>35</b>	<b>9</b>	<b>Fig Rolls Racing</b>	DYE, Andrew	GBR / DONIEC, Jacek	POL	<b>28:09:55</b>						
	40.	5:15:22.60	40.	7:53:38.45	36.	3:34:11.88	40.	6:43:50.37	31.	5:28:15.71	33.	07:08:15.2
<b>36</b>	<b>108</b>	<b>North Down</b>	BLAYNEY, Matty	GBR / CRAIG, Samuel	GBR	<b>28:13:04</b>						
	59.	5:51:49.30	44.	7:56:03.05	35.	3:33:02.07	33.	6:28:45.15	25.	5:21:57.66	30.	06:57:30.3

Official results brought to you by  [www.findmespot.com](http://www.findmespot.com)



For more information, visit [www.transrockies.com](http://www.transrockies.com)

OFFICIAL TIMING AND RESULTS BY RACE MANAGEMENT TEAM

Posting Time: 8/15/2008 6:57:14 PM

**Overall**

14



# TransRockies Challenge VII

August 10th - 16th, 2008

## Overall Results - Official

### Open Men

#	Plate	Team	Team Members				Overall Time	
			Stage 1	Stage 2	Stage 3	Stage 4	Stage 5	Stage 6
<b>37</b>	<b>43</b>	<b>Manwives</b>			CADMAN, John	CAN / COUSINS, Lyndon	CAN	<b>28:24:55</b>
			34. 4:59:00.50	37. 7:49:58.65	31. 3:24:27.40	37. 6:40:58.98	43. 6:04:49.98	39. 07:15:38.5
<b>38</b>	<b>11</b>	<b>Quad Engineering Racing</b>			DOVE, Simon	CAN / TONDL, Peter	CAN	<b>28:28:14</b>
			52. 5:42:33.20	17. 7:32:58.55	38. 3:39:04.58	34. 6:28:47.52	29. 5:26:05.73	37. 07:11:43.1
<b>39</b>	<b>90</b>	<b>Natural Earth Racing</b>			CRAIG, Paul	CAN / IVANY, Carsten	CAN	<b>28:29:56</b>
			31. 4:50:00.00	35. 7:49:34.19	27. 3:19:22.85	46. 6:50:33.93	42. 5:59:02.56	45. 07:30:57.1
<b>40</b>	<b>35</b>	<b>Transatlantic</b>			SMYTH, Ben	GBR / CORNELIUS, David	USA	<b>28:57:03</b>
			45. 5:31:28.70	47. 8:02:07.92	44. 3:47:59.94	44. 6:49:17.85	34. 5:37:22.33	36. 07:10:54.7
<b>41</b>	<b>63</b>	<b>Team Dandy</b>			MITCHELL, Andrew	GBR / CRAIGEN, Daniel	GBR	<b>29:03:54</b>
			62. 5:55:54.10	26. 7:45:43.00	47. 3:55:27.83	30. 6:22:25.44	37. 5:40:10.09	35. 07:09:57.0
<b>42</b>	<b>22</b>	<b>www.MaxGear.co.uk</b>			ELLIS, Christian	GBR / LINDLEY, Ian	GBR	<b>29:37:58</b>
			42. 5:22:50.80	59. 8:21:13.61	56. 4:08:59.82	38. 6:42:01.03	41. 5:56:16.93	43. 07:27:49.4
<b>43</b>	<b>36</b>	<b>Warwick Uni Old Boys</b>			BINGLEY, Hamish	GBR / WINDRIDGE, Peter	GBR	<b>29:39:55</b>
			36. 5:06:57.50	43. 7:56:02.37	33. 3:28:39.21	48. 6:54:36.00	46. 6:05:01.33	52. 08:04:41.5
<b>44</b>	<b>21</b>	<b>Along For The Ride</b>			FEDUN, Michael	CAN / NICHOLS, Brian	CAN	<b>30:05:44</b>
			37. 5:09:47.60	20. 7:42:00.63	43. 3:47:57.30	52. 7:08:09.42	48. 6:09:08.00	48. 07:50:42.2
<b>45</b>	<b>4</b>	<b>GSB1</b>			BOCQUET, David	GBR / MILL, Magnus	GBR	<b>30:08:03</b>
			76. 6:10:14.70	67. 8:39:17.63	52. 4:02:57.99	43. 6:46:22.36	40. 5:50:07.45	40. 07:18:21.3

Official results brought to you by  [www.findmespot.com](http://www.findmespot.com)



For more information, visit [www.transrockies.com](http://www.transrockies.com)

OFFICIAL TIMING AND RESULTS BY RACE MANAGEMENT TEAM

Posting Time: 8/15/2008 6:57:14 PM

**Overall**

15




# TransRockies Challenge VII

August 10th - 16th, 2008

## Overall Results - Official

### Open Men

#	Plate	Team	Team Members					Overall Time	
			Stage 1	Stage 2	Stage 3	Stage 4	Stage 5	Stage 6	Stage 7
<b>46</b>	<b>81</b>	<b>Bear Bait</b>			RAMSEY, Alex	AUS / ROWE, Andrew	AUS	<b>30:30:57</b>	
			53. 5:43:05.20	28. 7:47:01.13	42. 3:45:56.84	45. 6:50:31.86	47. 6:05:40.37	53. 08:05:43.3	
<b>47</b>	<b>13</b>	<b>Saturn of Toledo/Shell</b>			SAMS, Steve	USA / MISHKA, Jason	USA	<b>30:53:26</b>	
			80. 6:17:37.20	74. 8:59:13.94	46. 3:54:55.62	39. 6:43:30.41	62. 6:31:42.00	42. 07:25:41.0	
<b>48</b>	<b>79</b>	<b>Dutch Delusions</b>			WIJNBERGEN, Rob	NED / BRENTJENS, Cas	NED	<b>30:54:04</b>	
			48. 5:36:49.80	64. 8:29:18.53	58. 4:09:40.30	47. 6:54:35.26	54. 6:19:25.86	49. 07:53:33.4	
<b>49</b>	<b>105</b>	<b>The Sean Fahlman Experience</b>			FAHLMAN, Kevin	CAN / MURRAY, Sean	CAN	<b>31:02:49</b>	
			41. 5:17:56.40	61. 8:25:07.46	66. 4:22:47.34	70. 7:39:16.79	51. 6:12:13.09	44. 07:30:35.8	
<b>50</b>	<b>71</b>	<b>Tungsten</b>			MALLIN, Peter	AUS / WHITWELL, Keith	AUS	<b>31:04:20</b>	
			58. 5:50:27.50	41. 7:53:55.17	55. 4:07:47.98	50. 6:58:16.45	49. 6:09:53.20	50. 07:57:55.2	
<b>51</b>	<b>47</b>	<b>Univega.co.uk</b>			GILFEDDER, Tom	AUS / JOHN, Lee	ZIM	<b>31:12:55</b>	
			38. 5:10:08.30	27. 7:46:20.26	25. 3:16:42.91	63. 7:22:22.31	68. 6:50:18.85	69. 08:33:22.6	
<b>52</b>	<b>46</b>	<b>Jay&amp;Jeff</b>			LANDRY, Jeff	CAN / ZHU, Jason	CAN	<b>31:29:53</b>	
			35. 5:06:32.60	42. 7:55:17.57	41. 3:44:12.81	53. 7:09:39.68	60. 6:30:12.12	77. 08:59:16.0	
<b>53</b>	<b>68</b>	<b>Team Isands</b>			HANNON, Stuart	IRL / KEAVENY, Bryan	IRL	<b>31:33:02</b>	
			61. 5:53:01.60	31. 7:48:10.56	53. 4:03:01.09	51. 7:01:10.08	50. 6:11:26.74	61. 08:24:22.9	
<b>54</b>	<b>44</b>	<b>Graham and Chris</b>			CHRISTENSEN, Graha	USA / MUNLEY, Christopher	USA	<b>31:37:42</b>	
			73. 6:09:34.00	60. 8:22:48.68	64. 4:17:57.70	41. 6:44:23.84	44. 6:04:54.49	59. 08:20:52.0	

Official results brought to you by  [www.findmespot.com](http://www.findmespot.com)



For more information, visit [www.transrockies.com](http://www.transrockies.com)

OFFICIAL TIMING AND RESULTS BY RACE MANAGEMENT TEAM

Posting Time: 8/15/2008 6:57:14 PM

Overall 16




# TransRockies Challenge VII

August 10th - 16th, 2008

## Overall Results - Official

### Open Men

#	Plate	Team	Team Members					Overall Time				
			Stage 1	Stage 2	Stage 3	Stage 4	Stage 5	Stage 6	Stage 7			
<b>55</b>	<b>70</b>	<b>Longbow</b>	ECCLES, Spencer	USA /	LIFFERTH, Brian	USA	<b>31:43:13</b>					
	47.	5:36:43.80	58.	8:18:34.58	74.	4:35:44.74	58.	7:17:26.48	57.	6:23:17.23	47.	07:50:01.0
<b>56</b>	<b>57</b>	<b>8.17</b>	MAJER, Adlai	CAN /	MCLEAN, Michael	CAN	<b>31:44:38</b>					
	44.	5:26:44.50	38.	7:51:39.49	75.	4:36:04.03	54.	7:12:33.58	55.	6:19:51.24	56.	08:09:24.8
<b>57</b>	<b>31</b>	<b>Chromag/ Rolf's Pukka Parts</b>	WOODWARD, Rolf	GBR /	WOODWARD, Jeremy	GBR	<b>31:44:55</b>					
	46.	5:31:39.60	55.	8:14:17.96	59.	4:11:02.78	60.	7:19:44.14	63.	6:33:38.85	55.	08:08:49.8
<b>58</b>	<b>14</b>	<b>GSB 3</b>	SMITH, Adam	GBR /	MARSTON, Lee	GBR	<b>31:55:56</b>					
	75.	6:10:13.80	68.	8:39:18.22	54.	4:07:43.39	57.	7:16:35.60	53.	6:18:07.52	51.	08:03:15.9
<b>59</b>	<b>20</b>	<b>On Yer Bike Son</b>	WILLIAMS, Martin	GBR /	ARMISHAW, Richard	GBR	<b>31:59:06</b>					
	66.	5:59:55.20	62.	8:26:12.05	65.	4:19:02.57	55.	7:14:21.90	45.	6:04:56.50	58.	08:20:50.6
<b>60</b>	<b>18</b>	<b>Mountain Goats</b>	GROENEWALD, Green	RSA /	KIRSTEN, Willem	RSA	<b>32:00:17</b>					
	57.	5:48:27.10	51.	8:07:49.66	45.	3:48:39.30	64.	7:23:47.97	59.	6:30:11.12	66.	08:29:12.2
<b>61</b>	<b>97</b>	<b>Meyers Norris Penny</b>	DEKKER, Tim	CAN /	SHIPLEY, Jeremy	CAN	<b>32:09:46</b>					
	70.	6:06:58.30	56.	8:18:07.66	51.	4:02:15.63	56.	7:14:25.61	65.	6:37:49.62	54.	08:08:17.4
<b>62</b>	<b>69</b>	<b>Partners</b>	BROWN, Gardner	USA /	BROWN, Josh	USA	<b>32:12:24</b>					
	43.	5:26:20.10	57.	8:18:34.16	91.	5:50:59.58	49.	6:57:41.35	56.	6:23:16.45	46.	07:34:07.4
<b>63</b>	<b>82</b>	<b>Bosch Rexroth Mountainbike Te</b>	VAN HOUTUM, Marcel	NED /	VAN LOON, Kees	NED	<b>32:19:10</b>					
	67.	6:00:12.80	53.	8:11:33.58	48.	3:57:23.16	62.	7:22:06.38	52.	6:17:22.97	70.	08:42:05.4

Official results brought to you by  [www.findmespot.com](http://www.findmespot.com)



For more information, visit [www.transrockies.com](http://www.transrockies.com)

OFFICIAL TIMING AND RESULTS BY RACE MANAGEMENT TEAM

Posting Time: 8/15/2008 6:57:14 PM

Overall

17



# TransRockies Challenge VII

August 10th - 16th, 2008

## Overall Results - Official

### Open Men

#	Plate	Team	Team Members				Overall Time	
			Stage 1	Stage 2	Stage 3	Stage 4	Stage 5	Stage 6
<b>64</b>	<b>24</b>	<b>Holy Cow</b>	BURDEN, Robert	RSA / BISSELL, Bryan	RSA	<b>32:38:56</b>		
	50.	5 :41:39.10	30.	7 :48:05.17	67.	4 :24:12.09	74.	7 :45:07.19
					64.	6 :37:42.98	57.	08:10:15.0
<b>65</b>	<b>58</b>	<b>BigRing</b>	SIRODOT, Bertrand	FRA / WOODGATE, Jeff	CAN	<b>32:41:24</b>		
	55.	5 :46:29.40	79.	9 :08:10.19	57.	4 :09:23.93	71.	7 :40:15.73
					66.	6 :38:52.45	63.	08:26:22.7
<b>66</b>	<b>29</b>	<b>Summitt-Consulting.ca</b>	EPP, Kyle	CAN / VIPOND, Nicholas	CAN	<b>32:49:53</b>		
	54.	5 :44:17.00	39.	7 :52:12.58	69.	4 :31:02.70	68.	7 :36:11.21
					61.	6 :30:25.35	65.	08:27:56.7
<b>67</b>	<b>41</b>	<b>Tuckermen2</b>	ST. PETER, Joseph	USA / CONDON, Chris	USA	<b>33:05:04</b>		
	82.	6 :20:56.30	72.	8 :58:40.89	62.	4 :15:12.32	59.	7 :18:43.95
					67.	6 :44:48.22	62.	08:25:24.1
<b>68</b>	<b>73</b>	<b>RideBike.co.uk</b>	JOYCE, Steven	GBR / HAYES, Jon	GBR	<b>33:13:44</b>		
	51.	5 :42:16.60	46.	8 :00:21.80	61.	4 :11:21.24	65.	7 :30:19.99
					72.	6 :54:54.09	74.	08:54:52.7
<b>69</b>	<b>77</b>	<b>Boohai</b>	STICKLING, Bjorn	CAN / BACIGALUPO, Chris	CAN	<b>33:38:13</b>		
	64.	5 :56:19.80	70.	8 :46:51.15	78.	4 :40:41.76	67.	7 :32:39.18
					73.	6 :59:18.36	67.	08:29:14.3
<b>70</b>	<b>76</b>	<b>Mr. Tagert and Lyle</b>	BOLTON, Tim	USA / BOLTON, Steven	USA	<b>33:38:50</b>		
	49.	5 :41:16.00	76.	9 :01:19.36	76.	4 :36:20.14	66.	7 :31:44.80
					58.	6 :25:25.12	82.	09:24:04.7
<b>71</b>	<b>49</b>	<b>Critical Condition</b>	CHANEY, Jonathan	CAN / CASSELMAN, Charles	CAN	<b>33:49:55</b>		
	65.	5 :58:22.40	54.	8 :13:00.65	71.	4 :32:45.36	76.	7 :54:45.79
					75.	7 :01:31.90	60.	08:22:29.6
<b>72</b>	<b>66</b>	<b>Redneck Posse</b>	LANOVAZ, Cory	CAN / COPAN, Jason	CAN	<b>33:54:06</b>		
	77.	6 :16:00.00	65.	8 :34:15.93	60.	4 :11:04.79	73.	7 :42:41.63
					71.	6 :54:19.34	73.	08:50:01.2

Official results brought to you by  [www.findmespot.com](http://www.findmespot.com)



For more information, visit [www.transrockies.com](http://www.transrockies.com)

OFFICIAL TIMING AND RESULTS BY RACE MANAGEMENT TEAM

Posting Time: 8/15/2008 6:57:15 PM

**Overall**

18



# TransRockies Challenge VII

August 10th - 16th, 2008

## Overall Results - Official

### Open Men

#	Plate	Team	Team Members				Overall Time	
			Stage 1	Stage 2	Stage 3	Stage 4	Stage 5	Stage 6
<b>73</b>	<b>54</b>	<b>TZL Express</b>	SEBIRE, Rodney	AUS / RUDDUCK, Jaxon	AUS	<b>34:09:34</b>		
	69.	6:01:54.70	88.	11:00:00.0	82.	4:46:26.42	61.	7:20:11.16
					69.	6:53:13.63	80.	09:07:48.6
<b>74</b>	<b>65</b>	<b>Elkford</b>	CHAREST, Dan	CAN / SIMMS, Gord	CAN	<b>34:10:26</b>		
	74.	6:10:00.30	81.	9:18:03.80	68.	4:26:02.32	77.	8:03:50.54
					74.	7:00:27.48	68.	08:30:06.2
<b>75</b>	<b>48</b>	<b>Shelsux</b>	NICHOLSON, Ewan	GBR / BERESFORD-LAMBER	GBR	<b>34:18:37</b>		
	71.	6:08:37.80	63.	8:28:29.40	70.	4:32:16.13	80.	8:17:39.61
					70.	6:53:15.52	64.	08:26:48.1
<b>76</b>	<b>80</b>	<b>Pi K 2 Team Costa Rica</b>	ARIAS, Ronald	CRC / GARCIA, Carlos	CRC	<b>34:50:34</b>		
	72.	6:09:15.00	75.	9:00:37.84	77.	4:39:35.72	75.	7:47:08.44
					80.	7:15:36.43	76.	08:58:59.1
<b>77</b>	<b>26</b>	<b>AusCan</b>	GRAVER, Shawn	CAN / BOICOS, Courtney	AUS	<b>34:57:48</b>		
	88.	6:51:25.50	73.	8:58:56.28	72.	4:34:26.05	72.	7:40:36.87
					76.	7:03:45.95	72.	08:47:34.5
<b>78</b>	<b>33</b>	<b>Cycling for Hope</b>	MAY, Codey	CAN / AXANI, Jordan	CAN	<b>35:11:56</b>		
	78.	6:16:40.10	77.	9:03:32.45	63.	4:17:34.61	83.	8:29:01.24
					78.	7:08:54.68	78.	08:59:46.0
<b>79</b>	<b>42</b>	<b>South Downs Way</b>	CHURCH, William	GBR / COLLIVER, Rob	GBR	<b>35:26:47</b>		
	81.	6:20:06.00	78.	9:06:35.62	73.	4:34:42.00	82.	8:22:03.93
					79.	7:09:01.98	79.	09:00:53.6
<b>80</b>	<b>52</b>	<b>Big Bike Rye'd</b>	LAVIGNE, Jason	CAN / HUBBARD, Steve	CAN	<b>36:02:42</b>		
	68.	6:00:46.50	66.	8:35:41.63	49.	3:57:47.02	69.	7:36:49.77
					88.	8:13:41.09	90.	10:13:38.0
<b>81</b>	<b>23</b>	<b>SEVETS</b>	CRANFIELD, Steven	GBR / ROBINSON, Brian	GBR	<b>36:13:39</b>		
	60.	5:52:55.30	71.	8:53:05.88	81.	4:45:58.86	79.	8:11:10.16
					82.	7:31:45.86	86.	09:51:49.4

Official results brought to you by  [www.findmespot.com](http://www.findmespot.com)



For more information, visit [www.transrockies.com](http://www.transrockies.com)

OFFICIAL TIMING AND RESULTS BY RACE MANAGEMENT TEAM

Posting Time: 8/15/2008 6:57:15 PM

Overall 19



# TransRockies Challenge VII

August 10th - 16th, 2008

## Overall Results - Official

### Open Men

#	Plate	Team	Team Members			Overall Time						
			Stage 1	Stage 2	Stage 3	Stage 4	Stage 5	Stage 6	Stage 7			
<b>82</b>	<b>39</b>	<b>Ludicrous Speed</b>	ROSE, Nick	CAN /	MACNEIL, Derek	CAN	<b>36:31:20</b>					
	63.	5:56:01.70	82.	9:21:14.55	79.	4:41:41.20	86.	8:33:46.61	85.	7:53:34.34	83.	09:26:16.3
<b>83</b>	<b>5</b>	<b>Trevs</b>	SENINI, Nathan	AUS /	BUDDIS, Gavin	AUS	<b>36:32:49</b>					
	89.	6:51:44.90	85.	9:42:33.93	89.	5:26:29.50	78.	8:07:32.16	81.	7:21:14.63	71.	08:45:48.0
<b>84</b>	<b>1</b>	<b>Lifebridge Canada - Chico Raci</b>	MCLEOD, Ted	CAN /	BETZOLD, Blaine	CAN	<b>36:59:44</b>					
	86.	6:36:45.00	83.	9:22:51.73	80.	4:42:31.65	81.	8:19:23.32	83.	7:40:19.24	84.	09:40:45.0
<b>85</b>	<b>37</b>	<b>The Methley Massive</b>	BANKS, Rick	GBR /	BOND, Stuart	AUS	<b>37:22:41</b>					
	85.	6:33:44.50	86.	9:49:25.08	90.	5:42:47.25	88.	8:42:55.74	77.	7:08:30.46	81.	09:14:43.7
<b>86</b>	<b>12</b>	<b>NAG p/b Peachtree Bikes</b>	LEASK, Christian	USA /	JONES, Ian	CAN	<b>37:38:41</b>					
	83.	6:22:25.00	88.	11:00:00.0	84.	4:53:47.91	91.	9:38:35.25	84.	7:47:44.12	75.	08:56:09.1
<b>87</b>	<b>59</b>	<b>Team Record</b>	BABINEAU, Louis	CAN /	BERNIER, Francis	CAN	<b>38:12:23</b>					
	84.	6:23:47.70	88.	11:00:00.0	86.	4:57:16.81	87.	8:40:44.97	87.	8:05:08.07	89.	10:05:25.9
<b>88</b>	<b>40</b>	<b>Y Not!</b>	JOHNSTONE, Chris	GBR /	JOHNSTONE, Alasdair	GBR	<b>38:22:30</b>					
	87.	6:41:59.50	84.	9:34:03.09	85.	4:54:32.17	85.	8:32:12.76	89.	8:28:51.86	85.	09:44:54.1
<b>89</b>	<b>107</b>	<b>Team Discovery</b>	MOORE, Jeff	CAN /	WENINGER, Mike	CAN	<b>39:16:23</b>					
	90.	6:57:58.70	87.	9:59:39.19	88.	5:05:17.87	84.	8:31:49.93	91.	8:39:11.32	87.	10:02:05.1
<b>90</b>	<b>19</b>	<b>Huckin' Hicks</b>	AMSING, Robert	CAN /	LABERGE, Tylor	CAN	<b>40:08:58</b>					
	79.	6:16:45.30	80.	9:12:03.06	87.	4:57:29.44	89.	8:50:28.94	90.	8:34:14.65	91.	11:30:00.0

Official results brought to you by  [www.findmespot.com](http://www.findmespot.com)



For more information, visit [www.transrockies.com](http://www.transrockies.com)

OFFICIAL TIMING AND RESULTS BY RACE MANAGEMENT TEAM

Posting Time: 8/15/2008 6:57:15 PM

Overall 20



# TransRockies Challenge VII

August 10th - 16th, 2008

## Overall Results - Official

### Open Men

#	Plate	Team	Team Members				Overall Time	
			Stage 1	Stage 2	Stage 3	Stage 4	Stage 5	Stage 6
<b>91</b>	<b>34</b>	<b>Asia Boys</b>			KOGUT, Stefan	GBR / POLLARD, Andrew	GBR	<b>40:13:57</b>
			91. 8:00:00.00	88. 11:00:00.0	83. 4:53:42.55	90. 9:16:57.46	86. 8:00:52.09	88. 10:02:25.1
<b>92</b>	<b>86</b>	<b>The Bike Shop Dirtwagons</b>			PROBERT, Ryan	CAN / BAYKO, John	CAN	<b>44:43:46</b>
			91. 8:00:00.00	88. 11:00:00.0	92. 6:07:24.10	92. 9:47:52.16	92. 9:18:30.26	91. 11:30:00.0
<b>93</b>	<b>50</b>	<b>Drug Worlds/Carl Hart Cycles</b>			FELLER, Steven	USA / FELLER, Brett	USA	<b>51:06:04</b>
			91. 8:00:00.00	93. 12:00:00.0	93. 6:36:04.45	93. 12:00:00.0	93. 12:00:00.0	93. 12:30:00.0

Official results brought to you by  [www.findmespot.com](http://www.findmespot.com)



For more information, visit [www.transrockies.com](http://www.transrockies.com)

OFFICIAL TIMING AND RESULTS BY RACE MANAGEMENT TEAM

Posting Time: 8/15/2008 6:57:15 PM

**Overall** 21



# TransRockies Challenge VII

August 10th - 16th, 2008

## Overall Results - Official

### Open Mixed

#	Plate	Team	Team Members				Overall Time					
			Stage 1	Stage 2	Stage 3	Stage 4	Stage 5	Stage 6	Stage 7			
<u>1</u>	325	KONA			SIMMS, Wendy	CAN / THIBAUT, Normon	CAN	<b>22:55:03</b>				
	1.	4:04:03.10	1.	6:19:05.46	1.	2:47:26.19	1.	5:36:17.28	1.	4:32:05.34	1.	05:55:11.8
<u>2</u>	305	Team Clif Bar			WALLACE, Steven	USA / NASH, Katerina	CZE	<b>23:48:35</b>				
	2.	4:05:49.20	3.	7:17:12.34	2.	3:02:04.09	3.	5:51:53.79	2.	4:46:16.05	3.	06:02:32.5
<u>3</u>	315	Desert Cyclery			HARRIS, David	USA / WALLENFELS, Lynda	USA	<b>25:14:16</b>				
	7.	4:55:23.40	15.	8:16:49.18	5.	3:25:30.88	2.	5:41:29.82	3.	5:03:37.66	4.	06:08:15.2
<u>4</u>	321	The Bike Shop			ZIDEK, Tom	CAN / DEAN, Carena	CAN	<b>25:52:22</b>				
	3.	4:34:37.80	4.	7:26:05.85	6.	3:27:31.64	5.	6:05:41.91	5.	5:10:50.48	5.	06:33:40.3
<u>5</u>	306	Rocky Mountain Bikes			VAN DER ROEST, Les	CAN / MCKIRDY, Jean Ann	CAN	<b>26:28:06</b>				
	6.	4:47:36.50	5.	7:28:32.15	4.	3:17:08.33	7.	6:16:18.67	6.	5:22:01.21	7.	06:45:01.7
<u>6</u>	302	Los Pezos			KUNZ, Peter	SUI / HAAS, Nicole	SUI	<b>26:31:52</b>				
	8.	5:17:07.30	8.	7:47:30.49	7.	3:31:16.38	4.	5:59:03.53	4.	5:08:32.07	6.	06:35:53.0
<u>7</u>	304	mtbraceneews.com/Revolution			BOFFELI, Shannon	USA / HANKS, Jennifer	USA	<b>27:30:01</b>				
	5.	4:44:05.90	9.	7:48:56.27	9.	3:38:07.93	8.	6:19:18.85	8.	5:46:50.74	8.	07:01:38.5
<u>8</u>	322	Cannondale/Sobe/VisitPA.com			DOUGHERTY, Timmy	USA / STOPPER, Michelle	USA	<b>28:58:21</b>				
	4.	4:36:15.90	6.	7:33:28.40	3.	3:15:39.48	9.	6:30:21.38	14.	6:14:40.71	16.	08:21:24.4
<u>9</u>	320	Poppies			DONOVAN, Niall	IRL / BARRETT, Fiona	IRL	<b>29:35:04</b>				
	10.	5:32:03.10	12.	8:09:57.01	8.	3:36:44.26	14.	7:01:08.91	9.	5:47:59.03	11.	07:37:09.2

Official results brought to you by  www.findmespot.com



For more information, visit [www.transrockies.com](http://www.transrockies.com)

OFFICIAL TIMING AND RESULTS BY RACE MANAGEMENT TEAM

Posting Time: 8/15/2008 6:57:15 PM

Overall 22



# TransRockies Challenge VII

August 10th - 16th, 2008

## Overall Results - Official

### Open Mixed

#	Plate	Team	Team Members				Overall Time	
			Stage 1	Stage 2	Stage 3	Stage 4	Stage 5	Stage 6
<b>10</b>	<b>312</b>	<b>Pharkin-Nuts</b>			BROOKS, Amanda	NZL / KOSLICKI, Darren	GBR	<b>30:11:24</b>
			12. 5:43:22.30	14. 8:11:55.46	13. 3:59:05.01	11. 6:53:39.09	13. 6:12:08.97	9. 07:23:09.1
<b>11</b>	<b>334</b>	<b>Team Karumba</b>			BOUCHARD, J-R	CAN / PRONOVOST, Natalie	CAN	<b>30:37:06</b>
			13. 5:43:25.80	7. 7:37:40.02	18. 4:09:18.45	15. 7:02:02.01	10. 5:52:56.39	12. 07:49:23.8
<b>12</b>	<b>332</b>	<b>Beauty and the Beast</b>			MORRIS, Dallas w/51	CAN / DYCK, Mical	CAN	<b>30:46:58</b>
			29. 9:00:00.00	2. 6:30:51.53	10. 3:50:36.66	6. 6:14:56.31	7. 5:41:59.76	2. 05:59:25.6
<b>13</b>	<b>309</b>	<b>She Made Me Do It</b>			REID, Callum	CAN / WIDMER, Nadia	CAN	<b>30:54:05</b>
			9. 5:24:33.00	11. 8:07:11.24	11. 3:50:38.96	12. 6:56:01.28	12. 6:11:45.48	19. 08:31:06.3
<b>14</b>	<b>328</b>	<b>The Crouchies</b>			HENDERSON, Joanne	GBR / CROUCHER, Gordon	GBR	<b>31:02:12</b>
			19. 6:12:05.30	16. 8:18:04.77	17. 4:08:39.21	10. 6:50:44.14	15. 6:17:51.58	10. 07:32:52.2
<b>15</b>	<b>308</b>	<b>Sally Marchand Collins</b>			MARCHAND COLLINS,	USA / BRADLEY, Eric	USA	<b>31:32:56</b>
			14. 5:51:17.80	17. 8:22:25.13	12. 3:51:58.95	16. 7:10:30.10	11. 6:10:43.81	18. 08:28:26.0
<b>16</b>	<b>313</b>	<b>The Black Mambas</b>			JESSEE, Mark	CAN / THOMAS, Patti	CAN	<b>32:01:15</b>
			11. 5:41:04.70	10. 7:52:02.67	16. 4:08:01.86	13. 6:56:01.75	21. 6:56:22.13	15. 08:19:44.9
<b>17</b>	<b>333</b>	<b>Blackstone Fernie Breathe Easy</b>			KREMER, Michele	CAN / BADE, Sebastian	GER	<b>32:05:16</b>
			17. 6:02:38.60	18. 8:36:37.82	15. 4:06:08.89	18. 7:16:02.73	17. 6:24:13.99	14. 08:16:12.3
<b>18</b>	<b>311</b>	<b>Dirt Series</b>			CAMERON, Penny	CAN / MACKENZIE, Duncan	CAN	<b>32:13:43</b>
			16. 5:56:17.70	13. 8:11:30.08	19. 4:14:48.99	19. 7:25:28.35	16. 6:20:57.04	13. 08:16:11.0

Official results brought to you by  [www.findmespot.com](http://www.findmespot.com)



For more information, visit [www.transrockies.com](http://www.transrockies.com)

OFFICIAL TIMING AND RESULTS BY RACE MANAGEMENT TEAM

Posting Time: 8/15/2008 6:57:15 PM

**Overall**

23



# TransRockies Challenge VII

August 10th - 16th, 2008

## Overall Results - Official

### Open Mixed

#	Plate	Team	Team Members					Overall Time	
			Stage 1	Stage 2	Stage 3	Stage 4	Stage 5	Stage 6	Stage 7
<u>19</u>	316	The Bald and the Beautiful	GRAS, Fred	NED / NIJSSEN, Eva	NED	<b>33:01:15</b>			
	15.	5:55:29.10	20.	8:52:58.83	14.	4:03:15.57	23.	7:59:40.44	
					19.	6:34:57.77	17.	08:27:53.0	
<u>20</u>	324	Baarbd	PEWOTHERER, Galen	USA / KLAFFIN, Jennifer	USA	<b>33:26:45</b>			
	18.	6:04:41.50	19.	8:50:26.44	20.	4:21:20.15	21.	7:34:09.39	
					18.	6:33:57.52	20.	08:52:36.9	
<u>21</u>	301	Seventeen11 Racing	SMITH, Jaclyn	NZL / RYDEN, Darren	GBR	<b>34:25:09</b>			
	21.	6:24:00.90	23.	9:14:51.98	21.	4:23:41.98	17.	7:14:24.41	
					20.	6:56:14.04	23.	09:26:48.2	
<u>22</u>	335	Team Budget Beer	THORP, Ken	USA / BYRD, Melissa	USA	<b>34:56:08</b>			
	20.	6:17:41.20	22.	9:04:25.53	22.	4:38:40.10	22.	7:05:24.48	
					22.	7:56:07.44	21.	08:58:15.5	
<u>23</u>	319	A Fine Pair	MACINTOSH, Donna	CAN / STEEVES, Brian	CAN	<b>36:20:46</b>			
	25.	6:55:55.40	24.	9:18:20.65	24.	4:42:57.54	20.	7:29:27.92	
					23.	7:08:56.13	27.	10:03:29.6	
<u>24</u>	314	We're Too Sexy For This Ride	KELLY, Phil	USA / VIRZI-KELLY, Gina	USA	<b>37:13:33</b>			
	23.	6:34:59.50	26.	9:40:53.17	27.	5:36:46.30	24.	8:14:44.71	
					27.	7:47:51.72	22.	08:59:10.8	
<u>25</u>	326	Wreccsam Tri	NORMAN, Kim	GBR / ANDRUSCHUCK, Kevin	GBR	<b>37:42:03</b>			
	22.	6:31:35.50	21.	8:54:46.96	26.	5:29:37.91	25.	8:16:33.03	
					26.	7:43:11.04	25.	09:41:06.4	
<u>26</u>	323	HappySmurf Racing	IRELAND, Charlotte	NZL / COLLINSON, Tim	NZL	<b>37:45:28</b>			
	24.	6:51:38.50	25.	9:28:56.89	25.	5:01:23.20	26.	8:30:01.01	
					25.	7:43:00.31	24.	09:39:25.6	
<u>27</u>	318	Jungle Patrol	WHITEHEAD, Ron	AUS / WHITEHEAD, Alison	AUS	<b>38:36:15</b>			
	26.	8:00:00.00	29.	12:00:00.0	23.	4:40:30.99	27.	8:42:59.17	
					24.	7:26:07.38	26.	09:46:37.7	

Official results brought to you by  [www.findmespot.com](http://www.findmespot.com)



For more information, visit [www.transrockies.com](http://www.transrockies.com)

OFFICIAL TIMING AND RESULTS BY RACE MANAGEMENT TEAM

Posting Time: 8/15/2008 6:57:15 PM

Overall 24



# TransRockies Challenge VII

August 10th - 16th, 2008

## Overall Results - Official

### Open Mixed

#	Plate	Team	Team Members				Overall Time					
			Stage 1	Stage 2	Stage 3	Stage 4	Stage 5	Stage 6	Stage 7			
<b>28</b>	<b>310</b>	<b>Costa Rica Sobre Ruedas</b>	SALAS, Melissa				<b>41:18:57</b>					
	26.	8 :00:00.00	27.	11:00:00.0	28.	5 :46:12.98	28.	8 :56:27.20	28.	8 :26:57.12	28.	10:09:20.2
<b>29</b>	<b>317</b>	<b>Daisy Boo</b>	BOURKE, Corry				<b>49:01:18</b>					
	26.	8 :00:00.00	27.	11:00:00.0	29.	6 :29:53.94	29.	10:01:24.2	29.	12:00:00.0	29.	12:30:00.0

Official results brought to you by  [www.findmespot.com](http://www.findmespot.com)



For more information, visit [www.transrockies.com](http://www.transrockies.com)

OFFICIAL TIMING AND RESULTS BY RACE MANAGEMENT TEAM

Posting Time: 8/15/2008 6:57:15 PM

Overall 25



# TransRockies Challenge VII

August 10th - 16th, 2008

## Overall Results - Official

### Open Women

#	Plate	Team	Team Members					Overall Time				
			Stage 1	Stage 2	Stage 3	Stage 4	Stage 5	Stage 6	Stage 7			
<u>1</u>	201	Outdoor Store / Outspokin' Bike	LOWERY, Carey	USA /	RANDALL, Lisa	USA	<b>28:31:53</b>					
	1.	5:06:40.90	1.	7:49:29.08	1.	3:38:08.31	1.	6:33:29.85	1.	5:52:52.40	1.	07:20:41.8
<u>2</u>	203	Guidi-up	GUIDINGER, Amy	CAN /	OSBORNE, Meghan	CAN	<b>30:48:58</b>					
	2.	5:32:35.50	2.	8:07:17.81	2.	4:01:38.06	2.	7:02:02.83	2.	6:23:25.23	2.	07:49:17.1
<u>3</u>	208	Evolution	BRYANS, Angie	CAN /	IVANY, Inga	CAN	<b>33:58:28</b>					
	4.	6:16:39.30	3.	8:41:12.73	3.	4:24:17.05	3.	7:41:06.54	3.	6:32:24.52	4.	09:04:01.0
<u>4</u>	214	Biking Betties	MAJER, Teri	CAN /	MATTSON, Shelley	CAN	<b>34:53:07</b>					
	3.	5:59:20.40	4.	9:16:19.36	4.	4:33:42.03	6.	8:12:21.64	6.	7:33:04.66	3.	08:34:38.3
<u>5</u>	218	Hoopla!	GREER, Allison	CAN /	LOVECCHIO, Julia	CAN	<b>36:11:12</b>					
	7.	6:48:27.20	5.	9:34:19.28	5.	4:37:55.85	4.	7:50:50.39	4.	7:20:47.73	5.	09:33:11.2
<u>6</u>	204	Chasing the Fat Boy	FOSTER, Emma	CAN /	METZ, Trina	CAN	<b>37:18:35</b>					
	5.	6:25:28.70	5.	9:30:17.20	8.	5:18:04.35	7.	8:16:33.93	5.	7:26:38.25	6.	09:51:50.6
<u>7</u>	202	JaMa	ROGERS, Jan	GBR /	CRANFIELD, Emma	GBR	<b>40:01:03</b>					
	8.	8:00:00.00	8.	11:00:00.0	9.	5:31:37.27	5.	8:11:10.85	7.	8:08:06.25	7.	10:10:09.5
<u>8</u>	207	The Kat's Ast	KATNICK, Deanne	CAN /	AST, Martine	CAN	<b>41:13:14</b>					
	6.	6:38:24.30	7.	9:39:46.19	6.	4:40:59.07	9.	9:10:08.27	8.	8:13:42.43	9.	12:30:00.0
<u>9</u>	205	Shut Up and Ride	MURPHY, Liz	CAN /	MCCMAHON, Kelly	CAN	<b>42:01:50</b>					
	8.	8:00:00.00	8.	11:00:00.0	7.	5:04:44.01	8.	9:06:49.61	9.	8:20:16.58	8.	11:30:00.0

Official results brought to you by  [www.findmespot.com](http://www.findmespot.com)



For more information, visit [www.transrockies.com](http://www.transrockies.com)

OFFICIAL TIMING AND RESULTS BY RACE MANAGEMENT TEAM

Posting Time: 8/15/2008 6:57:16 PM

Overall

26



# TransRockies Challenge VII

August 10th - 16th, 2008

## Overall Results - Official

### Unclassified

#	Plate	Team	Team Members					Overall Time	
			Stage 1	Stage 2	Stage 3	Stage 4	Stage 5	Stage 6	Stage 7
<u>1</u>	2	What Next? / London Phoenix	VAN DER MERWE, Wer	RSA / OELOFSE, Willem Tho	RSA	<b>25:58:57</b>			
			11. 5:56:15.80	3. 7:49:12.49	1. 3:16:18.49	2. 5:54:47.74	2. 4:56:20.52	1. 05:55:14.5	
<u>2</u>	96	Firefly (xXx Racing AthletiCo)	MILLARD, Francois	RSA / SMITH, Pieter w/ 2	RSA	<b>26:04:22</b>			
			12. 6:01:41.50	3. 7:49:12.49	1. 3:16:18.49	2. 5:54:47.74	2. 4:56:20.52	1. 05:55:14.5	
<u>3</u>	111	Celts on Bikes	MCGRATH, Niall	CAN / AYOTTE, Stephen	CAN	<b>26:19:37</b>			
			14. 6:26:05.40	11. 8:56:23.87	7. 4:32:36.78	14. 8:28:24.00	11. 6:52:44.82	10. 08:28:10.7	
<u>4</u>	115	Team Doha	RICHARDSON, Scott	RSA / GELUK, Malcolm	NZL	<b>27:33:38</b>			
			2. 4:56:14.30	5. 7:58:29.44	20. 6:10:43.34	1. 5:27:44.54	1. 4:38:51.00	3. 06:20:05.2	
<u>5</u>	701	Southwest Hand Cycling Team	JONES, Howard	GBR / ROBERTS, Jon	USA	<b>27:41:32</b>			
			3. 4:58:19.70	2. 7:49:04.33	3. 3:29:36.74	6. 6:26:49.97	6. 5:46:51.89	5. 06:59:54.3	
<u>6</u>	604	Just Cuz	MCCARTHY, Dan	USA / KEMPER, Amy	USA	<b>28:24:49</b>			
			1. 4:50:58.50	7. 8:04:50.46	4. 3:34:18.94	7. 6:30:02.04	9. 6:29:35.94	5. 06:59:54.3	
<u>7</u>	87	MTB World	SBARDELLA, Graziano	ITA / VITALE, Luca	ITA	<b>28:54:36</b>			
			5. 5:17:57.20	8. 8:13:12.13	16. 5:33:59.54	4. 6:00:35.88	5. 5:09:54.05	4. 06:52:09.9	
<u>8</u>	486	Bike Hotel Klausen Austria	AUFSCHNAITER, Andy	CAN / SCHMIDT, Tim	CAN	<b>29:02:57</b>			
			4. 5:12:37.80	9. 8:44:51.79	9. 4:36:48.07	5. 6:03:00.02	4. 5:05:48.85	8. 08:04:42.9	
<u>9</u>	3	Team Tuckermen	KOVACS, Martin	CAN / THERRIEN, Edmund	USA	<b>31:24:19</b>			
			6. 5:22:32.70	6. 8:03:05.94	6. 4:02:08.56	8. 7:10:29.64	8. 6:23:44.32	9. 08:25:24.1	

Official results brought to you by  www.findmespot.com



For more information, visit [www.transrockies.com](http://www.transrockies.com)

OFFICIAL TIMING AND RESULTS BY RACE MANAGEMENT TEAM

Posting Time: 8/15/2008 6:57:16 PM

Overall 27




# TransRockies Challenge VII

August 10th - 16th, 2008

## Overall Results - Official

### Unclassified

#	Plate	Team	Team Members					Overall Time	
			Stage 1	Stage 2	Stage 3	Stage 4	Stage 5	Stage 6	Stage 7
<b>10</b>	<b>605</b>	<b>dNet</b>	KIDD, Greg	USA / EDWARDS, Carrie	USA	<b>34:21:10</b>			
	8.	5:37:08.50	1. 7:48:40.38	5. 3:57:15.46	20. 12:00:00.0	6. 5:46:51.89	5. 06:59:54.3		
<b>11</b>	<b>442</b>	<b>Beachbikers</b>	LANDSCHOOT, Danny	BEL / W/443,		<b>34:42:08</b>			
	17.	6:45:48.20	15. 9:09:00.88	10. 4:48:45.87	12. 7:51:35.37	10. 6:43:31.65	11. 08:32:27.9		
<b>12</b>	<b>405</b>	<b>Cyclelogically Challenged</b>	MCINTYRE, Ken	CAN / IVERSEN, Steven	CAN	<b>35:56:16</b>			
	19.	6:55:59.60	19. 11:00:00.0	11. 4:54:52.33	13. 7:56:27.79	14. 7:29:41.75	12. 08:39:14.5		
<b>13</b>	<b>436</b>	<b>French Connection</b>	BENOIT, Jean-Yves	FRA / BENOIT, Roland	HKG	<b>37:09:57</b>			
	9.	5:49:58.80	14. 9:05:02.94	19. 5:58:08.78	11. 7:48:46.95	13. 7:19:53.80	16. 10:13:09.5		
<b>14</b>	<b>27</b>	<b>H &amp; P</b>	TREMEL, Jonas	CAN / L'HIRONDELLE, Derek	CAN	<b>38:15:05</b>			
	22.	8:00:00.00	19. 11:00:00.0	12. 5:05:17.87	18. 8:31:49.93	12. 7:02:54.76	14. 09:35:02.5		
<b>15</b>	<b>109</b>	<b>Paribus Orissa</b>	SEETHRAM, Jim	CAN / W/ 431,		<b>38:15:37</b>			
	15.	6:30:20.60	16. 9:18:13.72	16. 5:33:59.54	14. 8:28:24.00	15. 7:40:34.65	15. 10:02:18.9		
<b>16</b>	<b>448</b>	<b>Merlins Masochists</b>	STRETCH, Grant w/ 55-	GBR / MILLIN, Rick	GBR	<b>38:44:31</b>			
	16.	6:38:17.10	17. 9:52:52.87	13. 5:14:56.27	17. 8:30:27.71	16. 8:01:32.32	17. 10:19:17.6		
<b>17</b>	<b>55</b>	<b>Team Spirit</b>	TOWNS, Neil	GBR / WILKIN, Scott /448-1	GBR	<b>38:57:18</b>			
	18.	6:51:04.50	18. 9:52:53.41	13. 5:14:56.27	16. 8:30:26.06	17. 8:01:33.96	18. 10:19:18.1		
<b>18</b>	<b>433</b>	<b>Züri Massive</b>	BARRETT, Martin	GBR / SCHOLTEN, Rodney	NZL	<b>39:10:39</b>			
	10.	5:56:10.00	10. 8:50:37.66	8. 4:34:07.18	9. 7:32:37.08	18. 12:00:00.0	13. 09:07:45.0		

Official results brought to you by  [www.findmespot.com](http://www.findmespot.com)



For more information, visit [www.transrockies.com](http://www.transrockies.com)

OFFICIAL TIMING AND RESULTS BY RACE MANAGEMENT TEAM

Posting Time: 8/15/2008 6:57:16 PM

Overall 28



# TransRockies Challenge VII

August 10th - 16th, 2008

## Overall Results - Official

### Unclassified

#	Plate	Team	Team Members					Overall Time				
			Stage 1	Stage 2	Stage 3	Stage 4	Stage 5	Stage 6	Stage 7			
<u>19</u>	303	Favorit Cycles			NELSON, Tim	CAN / MCKEE, Tara	CAN	<b>45:43:25</b>				
	20.	7:00:26.10	19.	11:00:00.0	18.	5:40:21.66	19.	9:32:37.92	18.	12:00:00.0	19.	11:30:00.0
<u>20</u>	32	Team Rocky Horror			LINNELL, Dean	CAN / LINTON, Corrie	CAN	<b>7:57:44.</b>				
	21.	7:57:44.70	23.	12:00:00.0	DN:S : .	DN:S : .	DN:S : .	DN:S : .				
<u>21</u>	479	Bananos de Costa Rica			LOEB, Richard w/ 80	CRC / LOEB, Jack	CRC	<b>21:04:00</b>				
	22.	8:00:00.00	13.	9:00:39.01	15.	5:16:52.32	10.	7:47:08.44	DN:S : .	DN:S : .		
<u>22</u>	83	Alpcross			FREHNER, David	ESP / BABOT, Francesc	ESP	<b>27:12:42</b>				
	13.	6:12:42.80	12.	9:00:09.49	21.	9:00:00.00	20.	12:00:00.0	DN:S : .	DN:S : .		
<u>23</u>	62	Sanferbike			GORRIÑO, Vicente	ESP / GORRIÑO, Juan	ESP	<b>5:26:08.</b>				
	7.	5:26:08.30	19.	11:00:00.0	DN:S : .	DN:S : .	DN:S : .	DN:S : .				
<u>24</u>	429	Stormers			KOEN, Christo	RSA / KOEN, Dirk	RSA	<b>8:00:00.</b>				
	22.	8:00:00.00	DN:S : .	DN:S : .	DN:S : .	DN:S : .	DN:S : .	DN:S : .				
<u>25</u>	56	All Out			TROGDON, Ed	USA / TROGDON, Zach	USA	<b>8:00:00.</b>				
	22.	8:00:00.00	DN:S : .	DN:S : .	DN:S : .	DN:S : .	DN:S : .	DN:S : .				
<u>26</u>	422	Prairie Dogs			MICKELSON, Al	CAN / MICKELSON, Adam	CAN	<b>9:00:00.</b>				
	26.	9:00:00.00	DN:S : .	DN:S : .	DN:S : .	DN:S : .	DN:S : .	DN:S : .				
<u>27</u>	60	Break Your Limits			FRASER, Steve	AUS / LAMPARD, Raymond	AUS	<b>9:00:00.</b>				
	26.	9:00:00.00	DN:S : .	DN:S : .	DN:S : .	DN:S : .	DN:S : .	DN:S : .				

Official results brought to you by  [www.findmespot.com](http://www.findmespot.com)



For more information, visit [www.transrockies.com](http://www.transrockies.com)

OFFICIAL TIMING AND RESULTS BY RACE MANAGEMENT TEAM

Posting Time: 8/15/2008 6:57:16 PM

Overall 29